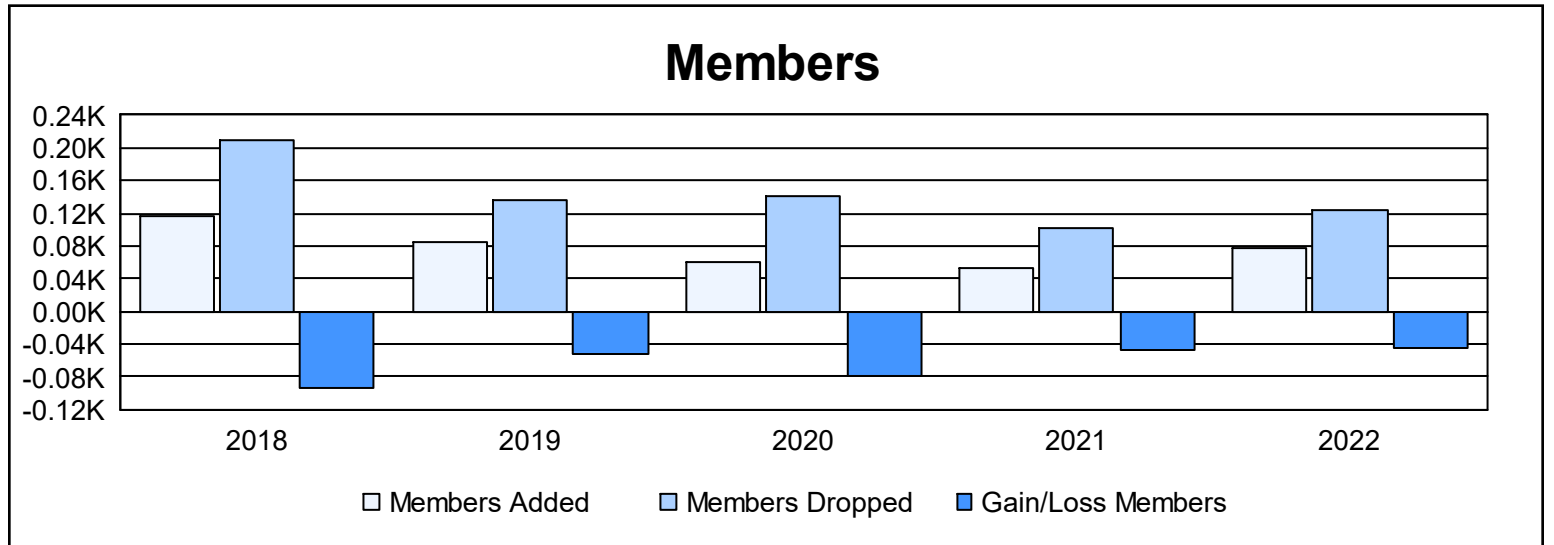
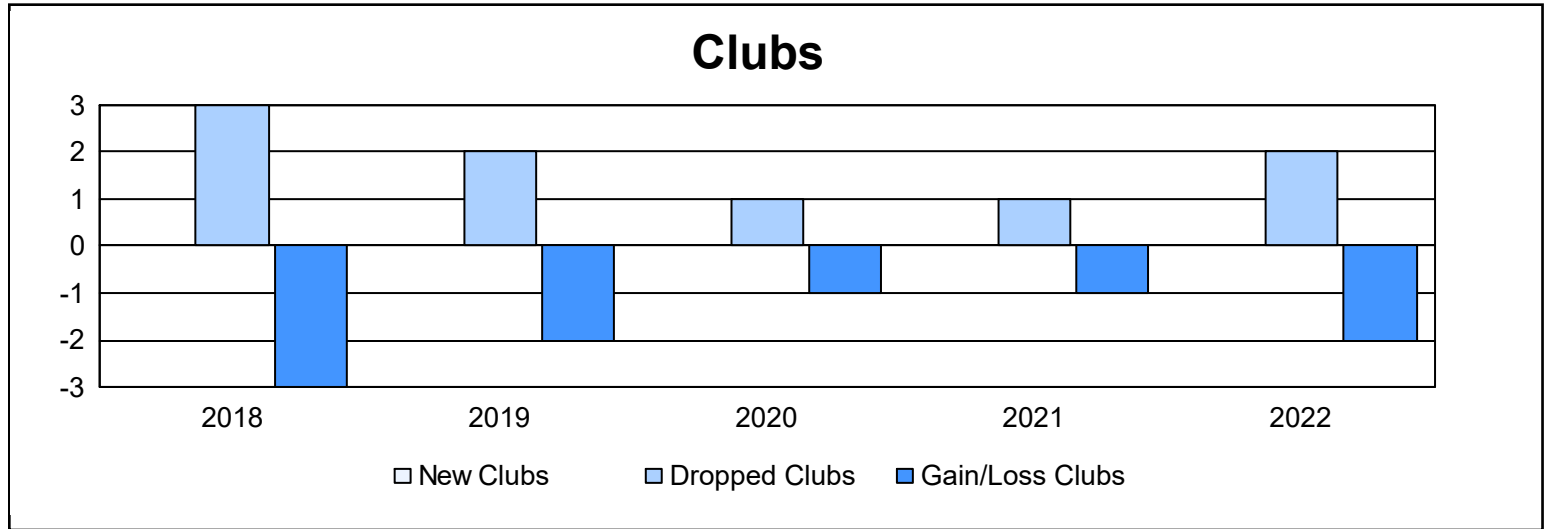
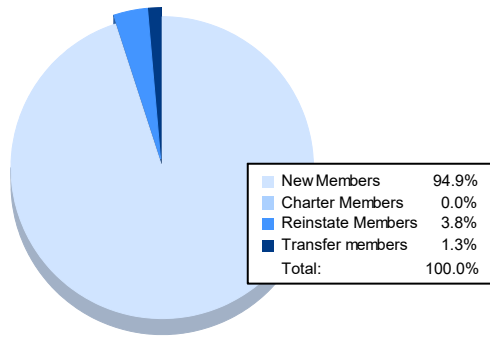


Year	New Clubs	Dropped Clubs	Gain/ Loss Clubs	New Members	Charter Members	Reinstate Members	Transfer Members	Total Member Added	Total Members Dropped	Gain/ Loss Members
2017-2018	0	3	-3	90	4	8	14	116	210	-94
2018-2019	0	2	-2	66	0	4	15	85	137	-52
2019-2020	0	1	-1	50	0	4	6	60	140	-80
2020-2021	0	1	-1	51	0	1	2	54	101	-47
2021-2022	0	2	-2	74	0	3	1	78	123	-45
<b>Average</b>	<b>0</b>	<b>2</b>	<b>-2</b>	<b>66</b>	<b>1</b>	<b>4</b>	<b>8</b>	<b>79</b>	<b>142</b>	<b>-64</b>



### Membership Composition June 2022 Cumulative



### Gender Composition June 2022 Cumulative

